


IMAGINE PICASSO

THE IMMERSIVE EXHIBITION

GAMES BOOKLET FOR YOUNG ARTISTS



Portrait of Lee Miller as Arlesian
©Succession Picasso 2021

WELCOME TO THE IMAGINE PICASSO EXHIBITION

You are about to discover one of the greatest artists of all time: Pablo Picasso. It is not surprising if you already know him a little bit, he is one of the most famous painters in the world!

Here, you will not see his real paintings but huge images of his paintings and drawings.

With this booklet, you will discover his work in the first part of the exhibition. Then enter the immersive space and walk around, look and listen!

You can finish your booklet back home.

Ready to discover Picasso as you have never seen him before?

It's your turn to play!

An exhibition created by Annabelle Mauger and Julien Baron.

tandem
EXPOSITIONS

Encore
PRODUCTIONS




Yo, Picasso


Picasso's portrait is mixed up with those of other famous artists.

Can you recognize his portrait?

1




2




3




4



5



6



Just a child and already an artist

When he was a child, Picasso drew a lot. He made this painting on the lid of a cigar box at the age of 8 and with only a few colors!

Find the palette used by Picasso to make this painting.



The little yellow bullfighter 1889

Do you know what this scene represents?
It is a very common show in Spain.



A circus



A bullfight



A horse race

Blue and eyes

For 3 years, Picasso painted all his pictures in different shades of blue. It is the color he chose to express sadness. This painting is his own portrait: do you see that he looks sad with his pale complexion and his empty eyes?

Observe his look and find it among eyes coming from other Picasso's paintings which give very different looks!



Self-portrait, 1901, musée national Picasso Paris

Les demoiselles

When Picasso shows this painting to his friends, it is a shock! These women with deformed faces and bodies seem to be seen in a broken mirror. Picasso invented a new way of painting. His paintings no longer necessarily resemble reality.

Only one of these puzzle pieces does not belong to the painting. Which one is it?



Les demoiselles d'Avignon, 1907, MOMA New York



Unfinished paintings

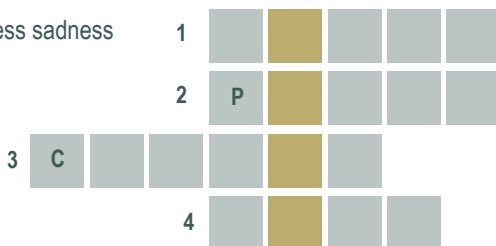
Some of Picasso's paintings are not quite finished. This one represents his son, in costume when he was 3 years old. Can you see the parts that are not painted?

Find out, thanks to this crossword puzzle, what is the name of his son.



Paul as Harlequin, 1924, musée national Picasso Paris

- 1 - Country where Picasso was born and raised
- 2 - Picasso's first name
- 3 - Clowns and acrobats show that Picasso liked very much
- 4 - Color he painted with for 3 years to express sadness



Dreamed women

Picasso painted many women. And like many of his paintings, these painted women often do not resemble reality. This one, very colorful and curvy, is called *The Dream* and represents one of the women he was very much in love with.

7 mistakes slipped into the painting. Can you see them?



The Dream 1932



Spot the difference



Guernica

Shortly before war broke out across Europe, the small Spanish town of Guernica was bombed. Picasso then painted a picture of more than 7 meters long! In black and white, like photos of the event published in the newspapers, he tells us about the horror of war.

Find in the painting the details that Picasso chose to describe the atrocity and violence of the war.




Guernica, 1937 Musée Reina Sofia Madrid




Made in one line

Picasso was very good at drawing what he wanted in one line, without lifting his pencil from the paper! Look at this rooster that he made this way.

Now it's your turn to try! Follow the dotted lines to imitate Picasso's rooster in one line. Be careful not to lift your pencil!



Rooster 1918




Children's games

Picasso drew a lot for his children. To amuse them, he made them toys, little characters and origami chicken. This cardboard silhouette represents his son Claude with a schoolbag.

With colored pencils, decorate your silhouette to resemble the person of your choice (your parents, your brother, your sister or a friend...). Then cut it out and fold it according to the dotted lines to keep a figure as a souvenir of the exhibition!



Claude with a schoolbag, 1954



Answers:

p.1 > number 4 (the others are in order Andy Warhol, Henri Matisse, Salvador Dali, Georges Braque and Paul Cézanne)

p.2 > palette number 3; a bullfight

p.3 > the 5th in the left column

p.4 > the last one, rightmost

p.5 > Paul (Spain, Pablo, circus, blue)


p.6 > the hair, the necklace, the features of the green wallpaper, a flower missing from the red wallpaper, the chest, the color of the bottom of the armchair, the thumb of the hand.

Credits:

For Pablo Picasso's work © Succession Picasso 2021

The details of the game p.3 are from the following works:

Paul as Harlequin, 1924 - Portrait of Olga, 1921 - Yo, Picasso (Self-Portrait), 1901 - Self-portrait, 1906 - Self-portrait, 1901 - Boy with a pipe, 1905 - Mother and Child with a Scarf, 1903 - Portrait of Olga in an Armchair, 1917-18 - La Celestina (portrait of Carlota Valdivia), 1904 - Portrait of Dora Maar, 1937 - Portrait of Marie-Thérèse Walter, 1937 - The Kiss, 1969



This games booklet was designed by Little Beaux-Arts

* L'art des grands
pour les petits

little
BEAUX
ARTS

Exhibition partners:



CENTRE
DES CONGRÈS
DE QUÉBEC

ZINC

SODEC
Québec